



Schweizerische Eidgenossenschaft  
Confédération suisse  
Confederazione Svizzera  
Confederaziun svizra

Eidgenössisches Departement des Innern EDI  
Bundesamt für Meteorologie und Klimatologie MeteoSchweiz

# Probabilistic Plausibility of Surface Data

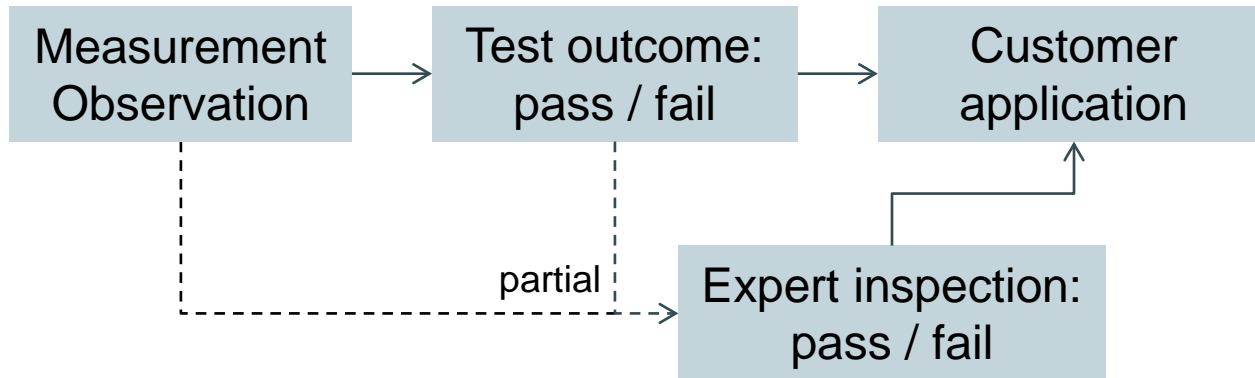
EUMETNET Data Management Workshop 2017

Christian Sigg – [christian.sigg@meteoswiss.ch](mailto:christian.sigg@meteoswiss.ch)

Markus Abbt, Deborah van Geijtenbeek and Marc Musa



# In a Nutshell: Legacy Data Model



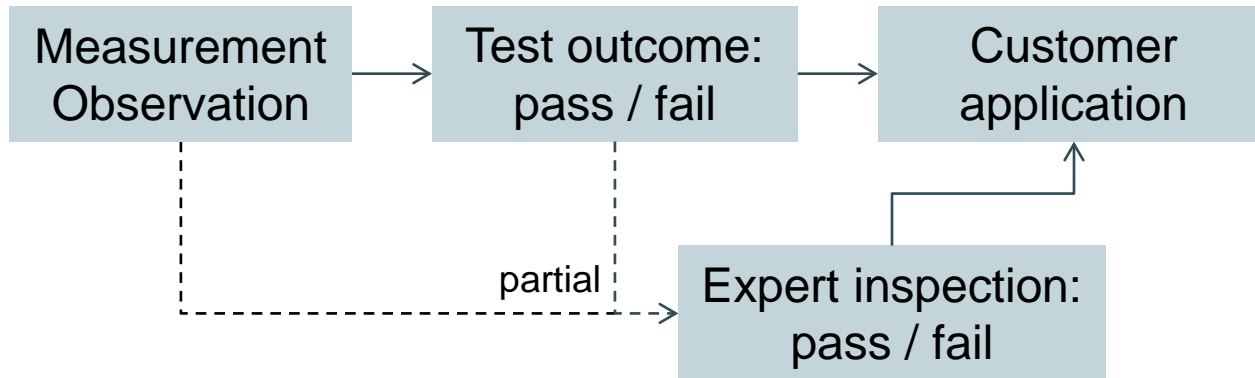
## Categorical plausibility information:

- Define categories of test failures (physical impossibility, climatological limits, ...)
- Record failure category with each measurement

- + Straightforward representation
- Test outcomes have different evidence-strength
- Hard to integrate in customer application



# In a Nutshell: Proposed Data Model



## Continuous plausibility information:

1. Store individual test outcomes (both “pass” and “fail”)
2. Compute *probabilistic plausibility*: chance that measurement would pass expert inspection, given all test outcomes

- + Test outcomes contribute according to their evidence
- + Customer sets plausibility threshold 0 - 100 % for their application
- Needs computation to obtain probabilistic plausibility



# The Bigger Picture

An overview of the modernization of our complete data processing chain:



“Next Generation of Quality Management Tools at MeteoSwiss”,  
presented by Marc Musa in Session 2 on Thursday



# Overview

---

1. Introduction
2. QC at MeteoSwiss
3. Probabilistic plausibility:
  - Prior
  - Test likelihood
  - Posterior
  - Combining multiple test outcomes
  - Integrating expert inspections
4. Toy examples
5. Discussion



# Quality Control at MeteoSwiss

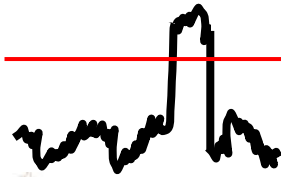
**Independent** components that contribute to data quality

Automated QC testing in **several stages** of data processing chain:

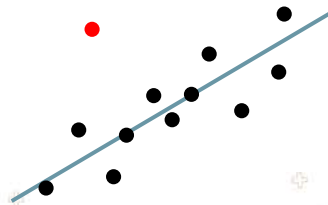
1. Instrument
2. Collection
3. DB import
4. Post-import: hourly, daily, ..., to seasonal

QC at MeteoSwiss

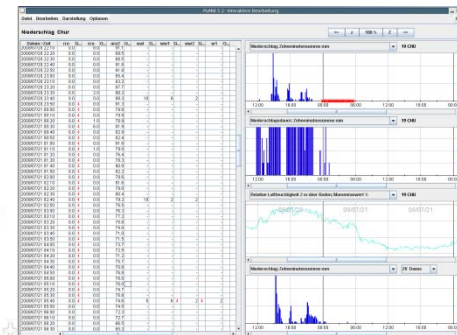
**Logical rules:**



**Data driven:**



**Expert inspection:**





# Legacy Quality Information

---

Our legacy data model records **what happened**: measurement failed test of category

1. Physical impossibility
2. Climatologically unlikely
3. Inconsistent to another parameter
4. Spatially inconsistent

But **what does that imply**: how serious is a test error?

Categories 2 – 4 are difficult to interpret -> most customers only make use of physical impossibility information.

**Goal:** Make quality information **usable**. For example “If a measurement failed this test in the past, it was deemed implausible by the expert 2 out of 3 times.”





# Overview

---

1. Introduction
2. QC at MeteoSwiss
3. Probabilistic plausibility:
  - Prior
  - Test likelihood
  - Posterior
  - Combining multiple test outcomes
  - Integrating expert inspections
4. Toy examples
5. Discussion





# Test Outcome Evidence

Automated tests are incomplete and create false alarms.

How do test outcomes contribute evidence about measurement plausibility?

	Test passed	Test failed
Data plausible	True negative (TN)	False positive (FP)
Data implausible	False negative (FN)	True positive (TP)



# Plausibility

---

## Definition of plausibility:

- A measurement is plausible if it would pass expert inspection.
- An implausible measurement would either be rejected or corrected by the expert.

Expert inspection is our gold standard and by definition has full evidence strength: We assume that experts don't commit false negative and false positive errors.



# Prior Plausibility $p(q)$

---

Probabilistic plausibility **before** automated testing and inspection:

$$p(q = 1) = 1 - p(q = 0)$$

$q \in \{1,0\}$ : measurement is plausible or implausible

Example:  $p(q = 1) = 0.99$  corresponds to 1 in 100 chance that measurement would fail expert investigation.

**Interpretation** depends on:

- Measurement frequency:  $p(q = 1) = 0.99$  considered «okay» for daily observations, but «terrible» for automated 10 min measurements
- Customer application



# Estimating the Prior Plausibility

---

Estimated by counting:

$$\hat{p}(q = 1) = 1 - \frac{|\mathcal{I}|}{|\mathcal{M}|}$$

$\mathcal{M}$ : set of all tested measurements

$\mathcal{I} \subseteq \mathcal{M}$ : implausible measurements

Subjective estimates are also possible.



# Test Likelihood $p(t|q)$

Likelihood of test outcome given the plausibility of the measurement:

$$p(t|q)$$

$t \in \{1,0\}$ : test outcome «passed» or «failed»

- Tests with low false positive rate  $p(t = 0|q = 1)$  provide strong evidence for implausible measurements.
- Tests with low false negative rate  $p(t = 1|q = 0)$  provide strong evidence for plausible measurements.

Estimated by counting inspected test outcomes



# Posterior plausibility $p(q|t)$

---

Probabilistic plausibility **after** automated testing and/or inspection:

$$p(q|t)$$

Computed from prior and test likelihood using **Bayes' rule**:

$$p(q|t) \propto p(t|q)p(q)$$

- Test outcome either increases or decreases the prior plausibility
- Normalization of posterior is trivial to compute (in our case)



# Multiple Test Outcomes

—

Compute posterior plausibility given multiple test outcomes as

$$p(q|t_1, t_2) \propto p(t_1, t_2|q)p(q)$$

**Naïve Bayes** assumption: Test outcomes are conditionally independent

$$p(t_1, t_2|q) = p(t_1|q)p(t_2|q)$$

→ Posterior computed from product of individual test likelihoods:

$$p(q|t_1, t_2) \propto p(t_1|q)p(t_2|q)p(q)$$





# Overview

---

1. Introduction
2. QC at MeteoSwiss
3. Probabilistic plausibility:
  - Prior
  - Test likelihood
  - Posterior
  - Combining multiple test outcomes
  - Integrating expert inspections
4. Toy examples
5. Discussion



# Toy Example: Physical Limit Test

**Prior**  $p(q)$ :

	Plausible	Implausible
	0.98	0.02

*Assumption: 2 % of all measurements are implausible*

**Likelihood**  $p(t_1|q)$ :

	Plausible	Implausible
Fail	0	0.001
Pass	1	0.999

*Assumption: 0.1 % of all implausible values fail physical limits*

**Posterior:**

Plausibility after test failure:  $p(q = 1|t_1 = 0) = 0$

Plausibility after test pass:  $p(q = 1|t_1 = 1) = 0.98002$



# Toy Example: Climatological Limit Test

**Prior**  $p(q)$ :

	Plausible	Implausible
	0.98	0.02

**Likelihood**  $p(t_2|q)$ :

	Plausible	Implausible
Fail	0.01	0.1
Pass	0.99	0.9

*Assumptions:*

- 1 % false positive rate (by design)
- 10 % of all implausible measurements fail climatological limits

**Posterior:**

Plausibility after test failure:  $p(q = 1|t_2 = 0) = 0.83$

Plausibility after test pass:  $p(q = 1|t_2 = 1) = 0.982$

# Toy Example: Combining Test Outcomes

**Likelihood of climatological limit test  $p(t_2|q)$ :**

	Plausible	Implausible
Fail	0.01	0.1
Pass	0.99	0.9

**Likelihood of weaker test  $p(t_3|q)$ :**

	Plausible	Implausible
Fail	0.02	0.07
Pass	0.98	0.93

**Posterior:**

Plausibility after test failures:  $p(q = 0|t_2 = 0, t_3 = 0) = 0.58$

Plausibility after test passes:  $p(q = 1|t_2 = 1, t_3 = 1) = 0.983$



# Toy Example: Expert Inspection

Expert corrects a false positive generated by climatological limit test:

**Before expert inspection:**

Plausibility:  $p(q = 1 | t_2 = 0) = 0.83$

**Likelihood of expert inspection  $p(t_4 | q)$ :**

	Plausible	Implausible
Fail	0	1
Pass	1	0

**After expert inspection:**

Plausibility:  $p(q = 1 | t_2 = 0, t_4 = 1) = 1$



# Overview

---

1. Introduction
2. QC at MeteoSwiss
3. Probabilistic plausibility:
  - Prior
  - Test likelihood
  - Posterior
  - Combining multiple test outcomes
  - Integrating expert inspections
4. Toy examples
5. Discussion



# Practical Concerns

---

## **Storage:**

- Unknown or irrelevant test outcomes can be safely omitted

## **Computation:**

- Posterior is a multiplication of a few terms
- New tests can be introduced without recomputing existing posterior probabilities

## **Inference:**

- Prior and test likelihoods estimated by simple counting of proportions
- Conditional independence assumption of Naïve Bayes works well





# Conclusions and Further Work

---

## **Probabilistic Plausibility:**

- Quantitative representation of measurement quality between 0 and 100 %
- Combines prior information, multiple outcomes from automated tests and expert inspection
- Each test outcome contributes according to its evidence strength
- Efficient computation, scales to our surface DB (currently ~ 17 billion records)

## **Project status:**

- Detailed concept complete
- Preparation of new DB schema on-going
- Plan to have probabilistic plausibility available in summer 2018



Schweizerische Eidgenossenschaft  
Confédération suisse  
Confederazione Svizzera  
Confederaziun svizra

Eidgenössisches Departement des Innern EDI  
**Bundesamt für Meteorologie und Klimatologie MeteoSchweiz**

## **MeteoSchweiz**

Operation Center 1

CH-8058 Zürich-Flughafen

T +41 58 460 91 11

[www.meteoschweiz.ch](http://www.meteoschweiz.ch)

## **MeteoSvizzera**

Via ai Monti 146

CH-6605 Locarno-Monti

T +41 58 460 92 22

[www.meteosvizzera.ch](http://www.meteosvizzera.ch)

## **MétéoSuisse**

7bis, av. de la Paix

CH-1211 Genève 2

T +41 58 460 98 88

[www.meteosuisse.ch](http://www.meteosuisse.ch)

## **MétéoSuisse**

Chemin de l'Aérologie

CH-1530 Payerne

T +41 58 460 94 44

[www.meteosuisse.ch](http://www.meteosuisse.ch)

